

FERI & MASI
PUREVER TILES

PURE /

PURE
[pyoo r]

adjective, purer, purest.

free from anything of a different, inferior, or contaminating kind; free from extraneous matter; unmodified by an admixture; simple or homogeneous. free from foreign or inappropriate elements.


Synonyms


unmixed, unadulterated, unalloyed, uncontaminated, untainted, unstained, undefiled, untarnished, immaculate, unpolluted, uncorrupted.



PURE /



SOLID BLACK  60X60

SOLID GRAPHITE  15X120

LABICER® BY FERI & MASI

LABICER was the biggest industrial investment ever made in Portugal in the Ceramic Sector. R&D was stressed out to the limits and technology was massively installed so that the highest quality levels were achieved.

FERI & MASI is the family-owned company that took over Labicer's assets and is fully committed to fulfil all the potential of its unique industrial plant highly specialized in the manufacture of unglazed double-loaded and full-body porcelain tiles.

LABICER by FERI & MASI is a new concept. A new way of being in the market based on core values like simplicity, transparency and ethics. A concept that will not deny the quality heritage we are proud of, but that will focus on what is truly essential.

Instead of performance here at FERI & MASI we will be searching for perfection. We will be changing from technology into beauty, if possible in its purest state..

PURE is our first catalogue, the one that will bring us back to basics. Back to the material.

We're presenting here two different Architectural Collections, both composed by double-loaded unglazed products proudly made with our most pure clays.

LABICER foi o maior investimento industrial alguma vez feito no sector da Cerâmica em Portugal. Da I&D à instalação massiva de equipamentos tecnológicos, tudo foi feito para que os mais elevados níveis de qualidade fossem atingidos.

FERI & MASI é a empresa de capital familiar que adquiriu os activos da Labicer e que está fortemente empenhada em realizar todo o potencial da sua unidade industrial. Uma unidade ímpar, altamente especializada no fabrico de pavimentos e revestimentos em grés porcelânico não esmaltado, toda-a-massa e dupla-carga.

LABICER by FERI & MASI é um novo conceito. Uma nova forma de estar no mercado, baseada em valores tão importantes como a simplicidade, a transparência e a ética. Um conceito que não irá rejeitar o legado de qualidade de que nos orgulhamos, mas que se irá focar no que é verdadeiramente essencial.

Em vez de performance, na FERI & MASI iremos procurar a perfeição. Iremos trocar tecnologia por beleza, se possível no seu estado mais puro..

PURE é o nosso primeiro catálogo, aquele que nos irá levar à génese. De volta à matéria.

Apresentamos aqui duas Coleções de Arquitectura, ambas compostas por produtos não esmaltados de dupla-carga, orgulhosamente produzidos com as nossas matérias-primas mais puras.


INDEX

GRANITY	___ 06
SOLID	___ 50
MODULARITY	___ 70
TECHNICAL FEATURES	___ 71



GRANITY COLLECTION



WALL: ARTIC  15X15, 30X30, 45X45, 60X60, 30X90, 45X90, 90X90, 15X120, 30X120, 60X120

FLOOR: COAL  90X90

18 COLORS

18 SIZES

5 SURFACES

Granity is a superb Architectural Collection using unglazed double-loaded porcelain material.

The production of the Granity tiles begins with the dry colortech operation, followed by a special powder homogenization and a heavy granulometry reduction. The outcome of these operations will provide a highly reduced grain diameter, with less than 150 μ .

This thin powder is homogeneously spread over another layer of non-reduced powder and afterwards both are pressed by a hydraulic isostatic vertical press with more than 500kgf/cm².

The Granity tiles are then fired in an extra long cycle at the temperature of 1230°C, which guarantees a mature cooking of the tiles.

After the kiln, automatic squaring and rectification operations are performed in all the pieces, in order to guarantee monocaliber and full modularity for all sizes.

Composed by eighteen different sizes, eighteen colors and five different surfaces all in the same 10,8mm thickness, the Granity Collection offers the Architect a wide range of more than 1600 different porcelain tiles.

The excellent technical features of this Collection and the ultra-compact surface make it suitable for all possible applications, including high traffic and public places.

A Granity é uma soberba Coleção dedicada à Arquitectura feita em grés porcelânico não esmaltado de dupla carga.

O fabrico dos produtos Granity é iniciado com o sistema de coloração "dry colortech", seguindo-se uma homogeneização do pó e uma grande redução granulométrica. O resultado destas operações garante um grão com um diâmetro muito reduzido, com menos de 150 μ .

De seguida, o pó fino é uniformemente distribuído sobre outra camada de pó que não foi alvo de redução granulométrica, para depois serem ambos prensados por uma prensa vertical hidráulica e isostática, com mais de 500kgf/cm².

Os produtos Granity são posteriormente cozidos à temperatura de 1230°C num ciclo extra longo, o que garante uma cozedura homogénea.

Após a saída do forno, todas as peças são alvo de rectificação de forma a garantirem modularidade total e monocalibre em todos os formatos.

Composta por dezoito formatos, dezoito cores e cinco acabamentos, e sempre com espessura de 10,8mm, a Coleção Granity oferece uma variedade superior a 1600 peças distintas.

As excepcionais características técnicas desta Coleção e a sua superfície altamente compacta fazem dela uma opção segura para qualquer tipo de aplicação, incluindo alto tráfego e espaços públicos.

GRANITYSURFACES

R10



MT

MATT
NATURAL

R11



ST

STONE
PEDRA

R11



EF

BUSH-HAMMERED EFFECT
EFEITO BOJARDADO

R9



SP

SEMI-POLISHED
SEMI-POLIDO

R9



PO

POLISHED
POLIDO

GRANITY COAL

90X90 35"X35"



MT ST EF M2-2760

45X90 18"X35"



MT ST EF M2-2040 SP M2-2290 PO M2-2540

15X90 6"X35"



MT ST EF M2-2760 SP M2-3010 PO M2-3260

10X90 4"X35"



MT ST EF M2-2760 SP M2-3010 PO M2-3260

5X90 2"X35"



MT ST EF M2-3040 SP M2-3290 PO M2-3540

60X60 24"X24"



MT ST EF M2-2040 SP M2-2290 PO M2-2540

30X60 12"X24"



MT ST EF M2-1600 SP M2-1850 PO M2-2100

15X60 6"X24"



MT ST EF M2-2760 SP M2-3010 PO M2-3260

10X60 4"X24"



MT ST EF M2-2760 SP M2-3010 PO M2-3260

5X60 2"X24"



MT ST EF M2-2760 SP M2-3010 PO M2-3260

60X120 24"X47"



MT ST EF M2-2760 SP M2-3010 PO M2-3260

30X120 12"X47"



MT ST EF M2-2760 SP M2-3010 PO M2-3260

15X120 6"X47"



MT ST EF M2-2760 SP M2-3010 PO M2-3260

10X120 4"X47"



MT ST EF M2-3040 SP M2-3290 PO M2-3540

45X45 18"X18"



MT ST EF M2-1600 SP M2-1850 PO M2-2100

30X30 12"X12"



MT ST EF M2-1600 SP M2-1850 PO M2-2100

15X15 6"X6"



MT ST EF M2-2320 SP M2-2570 PO M2-2820

10X10 4"X4"



MT ST EF M2-2470 SP M2-2720 PO M2-2970

GRANITYSTEEL

90X90 35"X35"



MT ST EF M2-2760

45X90 18"X35"



MT ST EF M2-2040 SP M2-2290 PO M2-2540

15X90 6"X35"



MT ST EF M2-2760 SP M2-3010 PO M2-3260

10X90 4"X35"



MT ST EF M2-2760 SP M2-3010 PO M2-3260

5X90 2"X35"



MT ST EF M2-3040 SP M2-3290 PO M2-3540

60X60 24"X24"



MT ST EF M2-2040 SP M2-2290 PO M2-2540

30X60 12"X24"



MT ST EF M2-1600 SP M2-1850 PO M2-2100

15X60 6"X24"



MT ST EF M2-2760 SP M2-3010 PO M2-3260

10X60 4"X24"



MT ST EF M2-2760 SP M2-3010 PO M2-3260

5X60 2"X24"



MT ST EF M2-2760 SP M2-3010 PO M2-3260

60X120 24"X47"



MT ST EF M2-2760 SP M2-3010 PO M2-3260

30X120 12"X47"



MT ST EF M2-2760 SP M2-3010 PO M2-3260

15X120 6"X47"



MT ST EF M2-2760 SP M2-3010 PO M2-3260

10X120 4"X47"



MT ST EF M2-3040 SP M2-3290 PO M2-3540

45X45 18"X18"



MT ST EF M2-1600 SP M2-1850 PO M2-2100

30X30 12"X12"



MT ST EF M2-1600 SP M2-1850 PO M2-2100

15X15 6"X6"



MT ST EF M2-2320 SP M2-2570 PO M2-2820

10X10 4"X4"



MT ST EF M2-2470 SP M2-2720 PO M2-2970

GRANITYLEAD

90X90 35"X35"



MT ST EF M2-2760

45X90 18"X35"



MT ST EF M2-2040 SP M2-2290 PO M2-2540

15X90 6"X35"



MT ST EF M2-2760 SP M2-3010 PO M2-3260

10X90 4"X35"



MT ST EF M2-2760 SP M2-3010 PO M2-3260

5X90 2"X35"



MT ST EF M2-3040 SP M2-3290 PO M2-3540

60X60 24"X24"



MT ST EF M2-2040 SP M2-2290 PO M2-2540

30X60 12"X24"



MT ST EF M2-1600 SP M2-1850 PO M2-2100

15X60 6"X24"



MT ST EF M2-2760 SP M2-3010 PO M2-3260

10X60 4"X24"



MT ST EF M2-2760 SP M2-3010 PO M2-3260

5X60 2"X24"



MT ST EF M2-2760 SP M2-3010 PO M2-3260

60X120 24"X47"



MT ST EF M2-2760 SP M2-3010 PO M2-3260

30X120 12"X47"



MT ST EF M2-2760 SP M2-3010 PO M2-3260

15X120 6"X47"



MT ST EF M2-2760 SP M2-3010 PO M2-3260

10X120 4"X47"



MT ST EF M2-3040 SP M2-3290 PO M2-3540

45X45 18"X18"



MT ST EF M2-1600 SP M2-1850 PO M2-2100

30X30 12"X12"



MT ST EF M2-1600 SP M2-1850 PO M2-2100

15X15 6"X6"



MT ST EF M2-2320 SP M2-2570 PO M2-2820

10X10 4"X4"



MT ST EF M2-2470 SP M2-2720 PO M2-2970

GRANITY SILVER

90X90 35"X35"



MT ST EF M2-2760

45X90 18"X35"



MT ST EF M2-2040 SP M2-2290 PO M2-2540

15X90 6"X35"



MT ST EF M2-2760 SP M2-3010 PO M2-3260

10X90 4"X35"



MT ST EF M2-2760 SP M2-3010 PO M2-3260

5X90 2"X35"



MT ST EF M2-3040 SP M2-3290 PO M2-3540

60X60 24"X24"



MT ST EF M2-2040 SP M2-2290 PO M2-2540

30X60 12"X24"



MT ST EF M2-1600 SP M2-1850 PO M2-2100

15X60 6"X24"



MT ST EF M2-2760 SP M2-3010 PO M2-3260

10X60 4"X24"



MT ST EF M2-2760 SP M2-3010 PO M2-3260

5X60 2"X24"



MT ST EF M2-2760 SP M2-3010 PO M2-3260

60X120 24"X47"



MT ST EF M2-2760 SP M2-3010 PO M2-3260

30X120 12"X47"



MT ST EF M2-2760 SP M2-3010 PO M2-3260

15X120 6"X47"



MT ST EF M2-2760 SP M2-3010 PO M2-3260

10X120 4"X47"



MT ST EF M2-3040 SP M2-3290 PO M2-3540

45X45 18"X18"



MT ST EF M2-1600 SP M2-1850 PO M2-2100

30X30 12"X12"



MT ST EF M2-1600 SP M2-1850 PO M2-2100

15X15 6"X6"



MT ST EF M2-2320 SP M2-2570 PO M2-2820

10X10 4"X4"



MT ST EF M2-2470 SP M2-2720 PO M2-2970

GRANITY FROST

90X90 35"X35"



MT ST EF M2-3410

45X90 18"X35"



MT ST EF M2-2510 SP M2-2760 PO M2-3010

15X90 6"X35"



MT ST EF M2-3410 SP M2-3660 PO M2-3910

10X90 4"X35"



MT ST EF M2-3410 SP M2-3660 PO M2-3910

5X90 2"X35"



MT ST EF M2-3760 SP M2-4010 PO M2-4260

60X60 24"X24"



MT ST EF M2-2510 SP M2-2760 PO M2-3010

30X60 12"X24"



MT ST EF M2-1960 SP M2-2210 PO M2-2460

15X60 6"X24"



MT ST EF M2-3410 SP M2-3660 PO M2-3910

10X60 4"X24"



MT ST EF M2-3410 SP M2-3660 PO M2-3910

5X60 2"X24"



MT ST EF M2-3410 SP M2-3660 PO M2-3910

60X120 24"X47"



MT ST EF M2-3410 SP M2-3660 PO M2-3910

30X120 12"X47"



MT ST EF M2-3410 SP M2-3660 PO M2-3910

15X120 6"X47"



MT ST EF M2-3410 SP M2-3660 PO M2-3910

10X120 4"X47"



MT ST EF M2-3760 SP M2-4010 PO M2-4260

45X45 18"X18"




MT ST EF M2-1960 SP M2-2210 PO M2-2460

30X30 12"X12"



MT ST EF M2-1960 SP M2-2210 PO M2-2460

15X15 6"X6"



MT ST EF M2-2860 SP M2-3110 PO M2-3360

10X10 4"X4"



MT ST EF M2-3050 SP M2-3300 PO M2-3550

GRANITYARTIC

90X90 35"X35"




MT ST EF M2-3410

45X90 18"X35"




MT ST EF M2-2510 SP M2-2760 PO M2-3010

15X90 6"X35"




MT ST EF M2-3410 SP M2-3660 PO M2-3910

10X90 4"X35"



MT ST EF M2-3410 SP M2-3660 PO M2-3910

5X90 2"X35"



MT ST EF M2-3760 SP M2-4010 PO M2-4260

60X60 24"X24"



MT ST EF M2-2510 SP M2-2760 PO M2-3010

30X60 12"X24"



MT ST EF M2-1960 SP M2-2210 PO M2-2460

15X60 6"X24"



MT ST EF M2-3410 SP M2-3660 PO M2-3910

10X60 4"X24"



MT ST EF M2-3410 SP M2-3660 PO M2-3910

5X60 2"X24"



MT ST EF M2-3410 SP M2-3660 PO M2-3910

60X120 24"X47"



MT ST EF M2-3410 SP M2-3660 PO M2-3910

30X120 12"X47"



MT ST EF M2-3410 SP M2-3660 PO M2-3910

15X120 6"X47"



MT ST EF M2-3410 SP M2-3660 PO M2-3910

10X120 4"X47"




MT ST EF M2-3760 SP M2-4010 PO M2-4260

45X45 18"X18"




MT ST EF M2-1960 SP M2-2210 PO M2-2460

30X30 12"X12"



MT ST EF M2-1960 SP M2-2210 PO M2-2460

15X15 6"X6"



MT ST EF M2-2860 SP M2-3110 PO M2-3360

10X10 4"X4"



MT ST EF M2-3050 SP M2-3300 PO M2-3550

GRANITYSNOW

90X90 35"X35"



MT ST EF M2-3410

45X90 18"X35"



MT ST EF M2-2510 SP M2-2760 PO M2-3010

15X90 6\"X35\" granite tile sample"/>



MT ST EF M2-3410 SP M2-3660 PO M2-3910

10X90 4\"X35\" granite tile sample"/>



MT ST EF M2-3410 SP M2-3660 PO M2-3910

5X90 2\"X35\" granite tile sample"/>




MT ST EF M2-3760 SP M2-4010 PO M2-4260

60X60 24\"X24\" granite tile sample"/>




MT ST EF M2-2510 SP M2-2760 PO M2-3010

30X60 12\"X24\" granite tile sample"/>




MT ST EF M2-1960 SP M2-2210 PO M2-2460

15X60 6\"X24\" granite tile sample"/>



MT ST EF M2-3410 SP M2-3660 PO M2-3910

10X60 4\"X24\" granite tile sample"/>



MT ST EF M2-3410 SP M2-3660 PO M2-3910

5X60 2\"X24\" granite tile sample"/>




MT ST EF M2-3410 SP M2-3660 PO M2-3910

60X120 24\"X47\" granite tile sample"/>



MT ST EF M2-3410 SP M2-3660 PO M2-3910

30X120 12\"X47\" granite tile sample"/>



MT ST EF M2-3410 SP M2-3660 PO M2-3910

15X120 6\"X47\" granite tile sample"/>




MT ST EF M2-3410 SP M2-3660 PO M2-3910

10X120 4\"X47\" granite tile sample"/>




MT ST EF M2-3760 SP M2-4010 PO M2-4260

45X45 18\"X18\" granite tile sample"/>



MT ST EF M2-1960 SP M2-2210 PO M2-2460

30X30 12\"X12\" granite tile sample"/>



MT ST EF M2-1960 SP M2-2210 PO M2-2460

15X15 6\"X6\" granite tile sample"/>



MT ST EF M2-2860 SP M2-3110 PO M2-3360

10X10 4\"X4\" granite tile sample"/>



MT ST EF M2-3050 SP M2-3300 PO M2-3550

GRANITYSAND

90X90 35"X35"



MT ST EF M2-3410

45X90 18"X35"



MT ST EF M2-2510 SP M2-2760 PO M2-3010

15X90 6"X35"



MT ST EF M2-3410 SP M2-3660 PO M2-3910

10X90 4"X35"



MT ST EF M2-3410 SP M2-3660 PO M2-3910

5X90 2"X35"



MT ST EF M2-3760 SP M2-4010 PO M2-4260

60X60 24"X24"



MT ST EF M2-2510 SP M2-2760 PO M2-3010

30X60 12"X24"



MT ST EF M2-1960 SP M2-2210 PO M2-2460

15X60 6"X24"



MT ST EF M2-3410 SP M2-3660 PO M2-3910

10X60 4"X24"



MT ST EF M2-3410 SP M2-3660 PO M2-3910

5X60 2"X24"



MT ST EF M2-3410 SP M2-3660 PO M2-3910

60X120 24"X47"



MT ST EF M2-3410 SP M2-3660 PO M2-3910

30X120 12"X47"



MT ST EF M2-3410 SP M2-3660 PO M2-3910

15X120 6"X47"



MT ST EF M2-3410 SP M2-3660 PO M2-3910

10X120 4"X47"




MT ST EF M2-3760 SP M2-4010 PO M2-4260

45X45 18"X18"



MT ST EF M2-1960 SP M2-2210 PO M2-2460

30X30 12"X12"



MT ST EF M2-1960 SP M2-2210 PO M2-2460

15X15 6"X6"



MT ST EF M2-2860 SP M2-3110 PO M2-3360

10X10 4"X4"



MT ST EF M2-3050 SP M2-3300 PO M2-3550

GRANITY BIRCH

90X90 35"X35"



MT ST EF M2-3410

45X90 18\"X35\"



MT ST EF M2-2510 SP M2-2760 PO M2-3010

15X90 6\"X35\"




MT ST EF M2-3410 SP M2-3660 PO M2-3910

10X90 4\"X35\"



MT ST EF M2-3410 SP M2-3660 PO M2-3910

5X90 2\"X35\"



MT ST EF M2-3760 SP M2-4010 PO M2-4260

60X60 24\"X24\"



MT ST EF M2-2510 SP M2-2760 PO M2-3010

30X60 12\"X24\"



MT ST EF M2-1960 SP M2-2210 PO M2-2460

15X60 6\"X24\"




MT ST EF M2-3410 SP M2-3660 PO M2-3910

10X60 4\"X24\"



MT ST EF M2-3410 SP M2-3660 PO M2-3910

5X60 2\"X24\"



MT ST EF M2-3410 SP M2-3660 PO M2-3910

60X120 24\"X47\"



MT ST EF M2-3410 SP M2-3660 PO M2-3910

30X120 12\"X47\"



MT ST EF M2-3410 SP M2-3660 PO M2-3910

15X120 6\"X47\"



MT ST EF M2-3410 SP M2-3660 PO M2-3910

10X120 4\"X47\"



MT ST EF M2-3760 SP M2-4010 PO M2-4260

45X45 18\"X18\"




MT ST EF M2-1960 SP M2-2210 PO M2-2460

30X30 12\"X12\"



MT ST EF M2-1960 SP M2-2210 PO M2-2460

15X15 6\"X6\"



MT ST EF M2-2860 SP M2-3110 PO M2-3360

10X10 4\"X4\"



MT ST EF M2-3050 SP M2-3300 PO M2-3550

GRANITYDUNE

90X90 35"X35"



MT ST EF M2-2760

45X90 18\"X35\" tile sample



MT ST EF M2-2040 SP M2-2290 PO M2-2540

15X90 6\"X35\" tile sample



MT ST EF M2-2760 SP M2-3010 PO M2-3260

10X90 4\"X35\" tile sample



MT ST EF M2-2760 SP M2-3010 PO M2-3260

5X90 2\"X35\" tile sample



MT ST EF M2-3040 SP M2-3290 PO M2-3540

60X60 24\"X24\" tile sample



MT ST EF M2-2040 SP M2-2290 PO M2-2540

30X60 12\"X24\" tile sample




MT ST EF M2-1600 SP M2-1850 PO M2-2100

15X60 6\"X24\" tile sample



MT ST EF M2-2760 SP M2-3010 PO M2-3260

10X60 4\"X24\" tile sample



MT ST EF M2-2760 SP M2-3010 PO M2-3260

5X60 2\"X24\" tile sample



MT ST EF M2-2760 SP M2-3010 PO M2-3260

60X120 24\"X47\" tile sample



MT ST EF M2-2760 SP M2-3010 PO M2-3260

30X120 12\"X47\" tile sample



MT ST EF M2-2760 SP M2-3010 PO M2-3260

15X120 6\"X47\" tile sample



MT ST EF M2-2760 SP M2-3010 PO M2-3260

10X120 4\"X47\" tile sample



MT ST EF M2-3040 SP M2-3290 PO M2-3540

45X45 18\"X18\" tile sample



MT ST EF M2-1600 SP M2-1850 PO M2-2100

30X30 12\"X12\" tile sample



MT ST EF M2-1600 SP M2-1850 PO M2-2100

15X15 6\"X6\" tile sample



MT ST EF M2-2320 SP M2-2570 PO M2-2820

10X10 4\"X4\" tile sample



MT ST EF M2-2470 SP M2-2720 PO M2-2970

GRANITYCORAL

90X90 35"X35"



MT ST EF M2-3410

45X90 18\"X35\"



MT ST EF M2-2510 SP M2-2760 PO M2-3010

15X90 6\"X35\"



MT ST EF M2-3410 SP M2-3660 PO M2-3910

10X90 4\"X35\"



MT ST EF M2-3410 SP M2-3660 PO M2-3910

5X90 2\"X35\"



MT ST EF M2-3760 SP M2-4010 PO M2-4260

60X60 24\"X24\"



MT ST EF M2-2510 SP M2-2760 PO M2-3010

30X60 12\"X24\"



MT ST EF M2-1960 SP M2-2210 PO M2-2460

15X60 6\"X24\"



MT ST EF M2-3410 SP M2-3660 PO M2-3910

10X60 4\"X24\"



MT ST EF M2-3410 SP M2-3660 PO M2-3910

5X60 2\"X24\"



MT ST EF M2-3410 SP M2-3660 PO M2-3910

60X120 24\"X47\"



MT ST EF M2-3410 SP M2-3660 PO M2-3910

30X120 12\"X47\"



MT ST EF M2-3410 SP M2-3660 PO M2-3910

15X120 6\"X47\"



MT ST EF M2-3410 SP M2-3660 PO M2-3910

10X120 4\"X47\"



MT ST EF M2-3760 SP M2-4010 PO M2-4260

45X45 18\"X18\"



MT ST EF M2-1960 SP M2-2210 PO M2-2460

30X30 12\"X12\"



MT ST EF M2-1960 SP M2-2210 PO M2-2460

15X15 6\"X6\"



MT ST EF M2-2860 SP M2-3110 PO M2-3360

10X10 4\"X4\"



MT ST EF M2-3050 SP M2-3300 PO M2-3550

GRANITYFIELD

90X90 35"X35"



MT ST EF M2-2760

45X90 18"X35"



MT ST EF M2-2040 SP M2-2290 PO M2-2540

15X90 6"X35"



MT ST EF M2-2760 SP M2-3010 PO M2-3260

10X90 4"X35"



MT ST EF M2-2760 SP M2-3010 PO M2-3260

5X90 2"X35"



MT ST EF M2-3040 SP M2-3290 PO M2-3540

60X60 24"X24"



MT ST EF M2-2040 SP M2-2290 PO M2-2540

30X60 12"X24"



MT ST EF M2-1600 SP M2-1850 PO M2-2100

15X60 6"X24"



MT ST EF M2-2760 SP M2-3010 PO M2-3260

10X60 4"X24"



MT ST EF M2-2760 SP M2-3010 PO M2-3260

5X60 2"X24"



MT ST EF M2-2760 SP M2-3010 PO M2-3260

60X120 24"X47"



MT ST EF M2-2760 SP M2-3010 PO M2-3260

30X120 12"X47"



MT ST EF M2-2760 SP M2-3010 PO M2-3260

15X120 6"X47"



MT ST EF M2-2760 SP M2-3010 PO M2-3260

10X120 4"X47"



MT ST EF M2-3040 SP M2-3290 PO M2-3540

45X45 18"X18"




MT ST EF M2-1600 SP M2-1850 PO M2-2100

30X30 12"X12"



MT ST EF M2-1600 SP M2-1850 PO M2-2100

15X15 6"X6"



MT ST EF M2-2320 SP M2-2570 PO M2-2820


10X10 4"X4"



MT ST EF M2-2470 SP M2-2720 PO M2-2970

GRANITYTAUPE

90X90 35"X35"




MT ST EF M2-2760

45X90 18"X35"



MT ST EF M2-2040 SP M2-2290 PO M2-2540

15X90 6"X35"



MT ST EF M2-2760 SP M2-3010 PO M2-3260

10X90 4"X35"



MT ST EF M2-2760 SP M2-3010 PO M2-3260

5X90 2"X35"



MT ST EF M2-3040 SP M2-3290 PO M2-3540

60X60 24"X24"




MT ST EF M2-2040 SP M2-2290 PO M2-2540

30X60 12"X24"



MT ST EF M2-1600 SP M2-1850 PO M2-2100

15X60 6"X24"



MT ST EF M2-2760 SP M2-3010 PO M2-3260

10X60 4"X24"



MT ST EF M2-2760 SP M2-3010 PO M2-3260

5X60 2"X24"



MT ST EF M2-2760 SP M2-3010 PO M2-3260

60X120 24"X47"




MT ST EF M2-2760 SP M2-3010 PO M2-3260

30X120 12"X47"



MT ST EF M2-2760 SP M2-3010 PO M2-3260

15X120 6"X47"



MT ST EF M2-2760 SP M2-3010 PO M2-3260

10X120 4"X47"



MT ST EF M2-3040 SP M2-3290 PO M2-3540

45X45 18"X18"




MT ST EF M2-1600 SP M2-1850 PO M2-2100

30X30 12"X12"



MT ST EF M2-1600 SP M2-1850 PO M2-2100

15X15 6"X6"



MT ST EF M2-2320 SP M2-2570 PO M2-2820

10X10 4"X4"



MT ST EF M2-2470 SP M2-2720 PO M2-2970

GRANITYLAND

90X90 35"X35"



MT ST EF M2-2760

45X90 18\"/>



MT ST EF M2-2040 SP M2-2290 PO M2-2540

15X90 6\"/>



MT ST EF M2-2760 SP M2-3010 PO M2-3260

10X90 4\"/>



MT ST EF M2-2760 SP M2-3010 PO M2-3260

5X90 2\"/>



MT ST EF M2-3040 SP M2-3290 PO M2-3540

60X60 24\"/>



MT ST EF M2-2040 SP M2-2290 PO M2-2540

30X60 12\"/>



MT ST EF M2-1600 SP M2-1850 PO M2-2100

15X60 6\"/>



MT ST EF M2-2760 SP M2-3010 PO M2-3260

10X60 4\"/>



MT ST EF M2-2760 SP M2-3010 PO M2-3260

5X60 2\"/>



MT ST EF M2-2760 SP M2-3010 PO M2-3260

60X120 24\"/>



MT ST EF M2-2760 SP M2-3010 PO M2-3260

30X120 12\"/>



MT ST EF M2-2760 SP M2-3010 PO M2-3260

15X120 6\"/>



MT ST EF M2-2760 SP M2-3010 PO M2-3260

10X120 4\"/>



MT ST EF M2-3040 SP M2-3290 PO M2-3540

45X45 18\"/>



MT ST EF M2-1600 SP M2-1850 PO M2-2100

30X30 12\"/>



MT ST EF M2-1600 SP M2-1850 PO M2-2100

15X15 6\"/>



MT ST EF M2-2320 SP M2-2570 PO M2-2820

10X10 4\"/>



MT ST EF M2-2470 SP M2-2720 PO M2-2970

GRANITY BISON

90X90 35"X35"



MT ST EF M2-2760

45X90 18"X35"



MT ST EF M2-2040 SP M2-2290 PO M2-2540

15X90 6"X35"



MT ST EF M2-2760 SP M2-3010 PO M2-3260

10X90 4"X35"



MT ST EF M2-2760 SP M2-3010 PO M2-3260

5X90 2"X35"



MT ST EF M2-3040 SP M2-3290 PO M2-3540

60X60 24"X24"



MT ST EF M2-2040 SP M2-2290 PO M2-2540

30X60 12"X24"



MT ST EF M2-1600 SP M2-1850 PO M2-2100

15X60 6"X24"



MT ST EF M2-2760 SP M2-3010 PO M2-3260

10X60 4"X24"



MT ST EF M2-2760 SP M2-3010 PO M2-3260

5X60 2"X24"



MT ST EF M2-2760 SP M2-3010 PO M2-3260

60X120 24"X47"



MT ST EF M2-2760 SP M2-3010 PO M2-3260

30X120 12"X47"



MT ST EF M2-2760 SP M2-3010 PO M2-3260

15X120 6"X47"




MT ST EF M2-2760 SP M2-3010 PO M2-3260

10X120 4"X47"



MT ST EF M2-3040 SP M2-3290 PO M2-3540

45X45 18"X18"




MT ST EF M2-1600 SP M2-1850 PO M2-2100

30X30 12"X12"



MT ST EF M2-1600 SP M2-1850 PO M2-2100

15X15 6"X6"



MT ST EF M2-2320 SP M2-2570 PO M2-2820

10X10 4"X4"



MT ST EF M2-2470 SP M2-2720 PO M2-2970

GRANITYOLIVE

90X90 35"X35"



MT ST EF M2-3410

45X90 18"X35"



MT ST EF M2-2510 SP M2-2760 PO M2-3010

15X90 6"X35"



MT ST EF M2-3410 SP M2-3660 PO M2-3910

10X90 4"X35"



MT ST EF M2-3410 SP M2-3660 PO M2-3910

5X90 2"X35"



MT ST EF M2-3760 SP M2-4010 PO M2-4260

60X60 24"X24"



MT ST EF M2-2510 SP M2-2760 PO M2-3010

30X60 12"X24"



MT ST EF M2-1960 SP M2-2210 PO M2-2460

15X60 6"X24"



MT ST EF M2-3410 SP M2-3660 PO M2-3910

10X60 4"X24"



MT ST EF M2-3410 SP M2-3660 PO M2-3910

5X60 2"X24"



MT ST EF M2-3410 SP M2-3660 PO M2-3910

60X120 24"X47"



MT ST EF M2-3410 SP M2-3660 PO M2-3910

30X120 12"X47"



MT ST EF M2-3410 SP M2-3660 PO M2-3910

15X120 6"X47"



MT ST EF M2-3410 SP M2-3660 PO M2-3910

10X120 4"X47"



MT ST EF M2-3760 SP M2-4010 PO M2-4260

45X45 18"X18"



MT ST EF M2-1960 SP M2-2210 PO M2-2460

30X30 12"X12"



MT ST EF M2-1960 SP M2-2210 PO M2-2460

15X15 6"X6"



MT ST EF M2-2860 SP M2-3110 PO M2-3360

10X10 4"X4"



MT ST EF M2-3050 SP M2-3300 PO M2-3550

GRANITYSEA

90X90 35"X35"



MT ST EF M2-2760

45X90 18\"X35\"



MT ST EF M2-2040 SP M2-2290 PO M2-2540

15X90 6\"X35\"



MT ST EF M2-2760 SP M2-3010 PO M2-3260

10X90 4\"X35\"



MT ST EF M2-2760 SP M2-3010 PO M2-3260

5X90 2\"X35\"



MT ST EF M2-3040 SP M2-3290 PO M2-3540

60X60 24\"X24\"



MT ST EF M2-2040 SP M2-2290 PO M2-2540

30X60 12\"X24\"



MT ST EF M2-1600 SP M2-1850 PO M2-2100

15X60 6\"X24\"



MT ST EF M2-2760 SP M2-3010 PO M2-3260

10X60 4\"X24\"



MT ST EF M2-2760 SP M2-3010 PO M2-3260

5X60 2\"X24\"



MT ST EF M2-2760 SP M2-3010 PO M2-3260

60X120 24\"X47\"



MT ST EF M2-2760 SP M2-3010 PO M2-3260

30X120 12\"X47\"



MT ST EF M2-2760 SP M2-3010 PO M2-3260

15X120 6\"X47\"



MT ST EF M2-2760 SP M2-3010 PO M2-3260

10X120 4\"X47\"



MT ST EF M2-3040 SP M2-3290 PO M2-3540

45X45 18\"X18\"



MT ST EF M2-1600 SP M2-1850 PO M2-2100

30X30 12\"X12\"



MT ST EF M2-1600 SP M2-1850 PO M2-2100

15X15 6\"X6\"



MT ST EF M2-2320 SP M2-2570 PO M2-2820

10X10 4\"X4\"



MT ST EF M2-2470 SP M2-2720 PO M2-2970

GRANITY IRIS

90X90 35"X35"



MT ST EF M2-3410

45X90 18\"X35\"



MT ST EF M2-2510 SP M2-2760 PO M2-3010

15X90 6\"X35\"



MT ST EF M2-3410 SP M2-3660 PO M2-3910

10X90 4\"X35\"



MT ST EF M2-3410 SP M2-3660 PO M2-3910

5X90 2\"X35\"



MT ST EF M2-3760 SP M2-4010 PO M2-4260

60X60 24\"X24\"



MT ST EF M2-2510 SP M2-2760 PO M2-3010

30X60 12\"X24\"




MT ST EF M2-1960 SP M2-2210 PO M2-2460

15X60 6\"X24\"



MT ST EF M2-3410 SP M2-3660 PO M2-3910

10X60 4\"X24\"



MT ST EF M2-3410 SP M2-3660 PO M2-3910

5X60 2\"X24\"



MT ST EF M2-3410 SP M2-3660 PO M2-3910

60X120 24\"X47\"



MT ST EF M2-3410 SP M2-3660 PO M2-3910

30X120 12\"X47\"



MT ST EF M2-3410 SP M2-3660 PO M2-3910

15X120 6\"X47\"



MT ST EF M2-3410 SP M2-3660 PO M2-3910

10X120 4\"X47\"




MT ST EF M2-3760 SP M2-4010 PO M2-4260

45X45 18\"X18\"



MT ST EF M2-1960 SP M2-2210 PO M2-2460

30X30 12\"X12\"



MT ST EF M2-1960 SP M2-2210 PO M2-2460

15X15 6\"X6\"



MT ST EF M2-2860 SP M2-3110 PO M2-3360

10X10 4\"X4\"



MT ST EF M2-3050 SP M2-3300 PO M2-3550

GRANITY COMPLEMENTARY PIECES

30X30 MESH 4 LAY 4



MESH 4
 MT ST EF M2-580
 SP M2-610 PO M2-640

LAY 4
 MT ST EF M2-370
 SP M2-400 PO M2-430


30X30 MESH 9 LAY 9



MESH 9
 MT ST EF M2-630
 SP M2-660 PO M2-690

LAY 9
 MT ST EF M2-380
 SP M2-410 PO M2-440


30X30 MESH 16 LAY 16



MESH 16
 MT ST EF M2-840
 SP M2-870 PO M2-900

LAY 16
 MT ST EF M2-410
 SP M2-440 PO M2-470

30X30 MESH 64 LAY 64



MESH 64
 MT ST EF M2-880
 SP M2-910 PO M2-940

LAY 64
 MT ST EF M2-420
 SP M2-450 PO M2-480

STEP WITH RISER PIECE
 DEGRAU COM ESPELHO



30X30 12"x12"
 MT ST EF M2-1670
 SP M2-1700 PO M2-1730

30X60 12"x24"
 MT ST EF M2-3170
 SP M2-3230 PO M2-3300

STEP WITH RISER PIECE LEFT CORNER
 ÂNGULO ESQUERDO DEGRAU COM ESPELHO



30X30 12"x12"
 MT ST EF M2-2290
 SP M2-2320 PO M2-2350

30X60 12"x24"
 MT ST EF M2-4420
 SP M2-4480 PO M2-4540

STEP WITH RISER PIECE RIGHT CORNER
 ÂNGULO DIREITO DEGRAU COM ESPELHO



30X30 12"x12"
 MT ST EF M2-2290
 SP M2-2320 PO M2-2350

30X60 12"x24"
 MT ST EF M2-4420
 SP M2-4480 PO M2-4540

LAY PIECES CAN BE SUPPLIED IN THE EXACT SAME SHADE AS THE BASE TILES
 AS PEÇAS LAY PODEM SER FORNECIDAS NOS MESMOS LOTES DAS PEÇAS BASE

ROUNDED STEP
 DEGRAU BOLEADO



30X30 12"x12"
 MT ST EF M2-410
 SP M2-440 PO M2-470

30X60 12"x24"
 MT ST EF M2-650
 SP M2-710 PO M2-780

ROUNDED STEP LEFT CORNER
 ÂNGULO ESQUERDO DEGRAU BOLEADO



30X30 12"x12"
 MT ST EF M2-480
 SP M2-510 PO M2-540

30X60 12"x24"
 MT ST EF M2-740
 SP M2-800 PO M2-870

ROUNDED STEP RIGHT CORNER
 ÂNGULO DIREITO DEGRAU BOLEADO



30X30 12"x12"
 MT ST EF M2-480
 SP M2-510 PO M2-540

30X60 12"x24"
 MT ST EF M2-740
 SP M2-800 PO M2-870

GROOVED STEP WITH RISER PIECE
 DEGRAU SULCADO COM ESPELHO



30X30 12"x12"
 MT ST EF M2-1830
 SP M2-1860 PO M2-1890

30X60 12"x24"
 MT ST EF M2-3340
 SP M2-3400 PO M2-3460

GROOVED STEP WITH RISER PIECE LEFT CORNER
 ÂNGULO ESQUERDO DEGRAU SULCADO COM ESPELHO



30X30 12"x12"
 MT ST EF M2-2530
 SP M2-2570 PO M2-2600

30X60 12"x24"
 MT ST EF M2-4660
 SP M2-4730 PO M2-4790

GROOVED STEP WITH RISER PIECE RIGHT CORNER
 ÂNGULO DIREITO DEGRAU SULCADO COM ESPELHO



30X30 12"x12"
 MT ST EF M2-2530
 SP M2-2570 PO M2-2600

30X60 12"x24"
 MT ST EF M2-4660
 SP M2-4730 PO M2-4790

GROOVED ROUNDED STEP
 DEGRAU BOLEADO SULCADO



30X30 12"x12"
 MT ST EF M2-420
 SP M2-450 PO M2-480

30X60 12"x24"
 MT ST EF M2-660
 SP M2-730 PO M2-790

GROOVED ROUNDED STEP LEFT CORNER
 ÂNGULO ESQUERDO DEGRAU BOLEADO SULCADO



30X30 12"x12"
 MT ST EF M2-520
 SP M2-550 PO M2-590

30X60 12"x24"
 MT ST EF M2-790
 SP M2-850 PO M2-910

GROOVED ROUNDED STEP RIGHT CORNER
 ÂNGULO DIREITO DEGRAU BOLEADO SULCADO



30X30 12"x12"
 MT ST EF M2-520
 SP M2-550 PO M2-590

30X60 12"x24"
 MT ST EF M2-790
 SP M2-850 PO M2-910

SKIRTING
 RODAPÉ



7X30 3"x12"
 MT ST EF M2-280
 SP M2-290 PO M2-300

7X45 3"x18"
 MT ST EF M2-350
 SP M2-360 PO M2-380

7X60 3"x24"
 MT ST EF M2-440
 SP M2-460 PO M2-480

7X90 3"x35"
 MT ST EF M2-670

SOLIDCOLLECTION



WALL: BEIGE **MT** 45X90

FLOOR: GRAPHITE **ST** 90X90

12 COLORS

8 SIZES

3 SURFACES

The Solid Collection is a new must, the state of the art in unglazed double-loaded porcelain stoneware.

The production of the Solid tiles starts with a heavy granulometry reduction in order to obtain a very thin powder, with a grain diameter under 150 μ .

This thin powder is homogeneously spread over another layer of non-reduced powder and afterwards both are pressed by a hydraulic isostatic vertical press with more than 500kgf/cm².

The tiles are then fired at the impressive temperature of 1230°C creating a very hard surface with an extra strong mechanical resistance.

Automatic squaring and rectification operations are then performed in all the pieces to guarantee monocaliber and full modularity for all sizes.

Composed by eight different sizes, twelve colors and three different surfaces all in the same 10.8mm thickness, the Solid Collection is a suitable product for all applications including public projects where high traffic is expected.

Solid Collection's simplicity and chromatic sobriety are clearly meeting the trends of Contemporary Architecture.

A Coleção Solid é uma obra-prima do grés porcelânico não esmaltado de dupla carga.

O fabrico de produtos Solid é iniciado com o processo de redução granulométrica. O resultado é um grão com um diâmetro altamente reduzido, com menos de 150 μ .



De seguida, o pó fino é uniformemente distribuído sobre outra camada de pó que não foi alvo de redução granulométrica, para depois serem ambos prensados por uma prensa vertical hidráulica e isostática, com mais de 500kgf/cm².

Continuando o processo, os produtos são cozidos à temperatura de 1230°C, originando assim uma superfície com elevada dureza e uma notável resistência mecânica.


Após a saída do forno, todas as peças são alvo de rectificação de forma a garantirem modularidade total para todos os formatos.

Composta por doze cores, três acabamentos, oito formatos e sempre com espessura de 10.8mm, a Coleção Solid é válida para todas as aplicações, nomeadamente projectos públicos nos quais a existência de alto tráfego é uma certeza.

A simplicidade e a sobriedade cromática da Coleção Solid são a garantia de que estes produtos vão ao encontro das necessidades da Arquitectura Contemporânea.



90X90 35"X35"



MT ST CM M2-4060

45X90 18"X35"



MT ST CM M2-2980

30X90 12"X35"



MT ST CM 3630

60X60 24"X24"



MT ST CM M2-2980

45X45 18"X18"



MT ST CM M2-2320

30X30 12"X12"



MT ST CM M2-2320

15X15 6"X6"



MT ST CM M2-3400

10X10 4"X4"



MT ST CM M2-3630

90X90 35"X35"



MT ST CM M2-3410

45X90 18"X35"



MT ST CM M2-2510

30X90 12"X35"



MT ST CM 3050

60X60 24"X24"



MT ST CM M2-2510

45X45 18"X18"



MT ST CM M2-1960

30X30 12"X12"



MT ST CM M2-1960

15X15 6"X6"



MT ST CM M2-2860


10X10 4"X4"



MT ST CM M2-3050

SOLIDGRAPHITE

90X90 35"X35"



MT ST CM M2-2760

45X90 18\"/>



MT ST CM M2-2040

30X90 12\"/>



MT ST CM M2-2470

60X60 24\"/>



MT ST CM M2-2040

45X45 18\"/>



MT ST CM M2-1600

30X30 12\"/>



MT ST CM M2-1600

15X15 6\"/>



MT ST CM M2-2320


10X10 4\"/>



MT ST CM M2-2470

SOLIDASH

60X60 24\"/>



MT ST CM M2-2040

45X45 18\"/>



MT ST CM M2-1600

30X30 12\"/>



MT ST CM M2-1600

15X15 6\"/>




MT ST CM M2-2320

10X10 4\"/>



MT ST CM M2-2470

90X90 35\"/>



MT ST CM M2-2760

45X90 18\"/>




MT ST CM M2-2040

30X90 12\"/>



MT ST CM M2-2470

90X90 35"X35"



MT ST CM M2-2760

45X90 18"X35"




MT ST CM M2-2040

30X90 12"X35"



MT ST CM M2-2470

60X60 24"X24"



MT ST CM M2-2040

45X45 18"X18"



MT ST CM M2-1600

30X30 12"X12"



MT ST CM M2-1600

15X15 6"X6"



MT ST CM M2-2320

10X10 4"X4"



MT ST CM M2-2470

60X60 24"X24"




MT ST CM M2-2040

45X45 18"X18"



MT ST CM M2-1600

30X30 12"X12"



MT ST CM M2-1600

15X15 6"X6"




MT ST CM M2-2320

10X10 4"X4"




MT ST CM M2-2470

90X90 35"X35"



MT ST CM M2-2760

45X90 18"X35"



MT ST CM M2-2040

30X90 12"X35"




MT ST CM M2-2470

90X90 35"X35"




MT ST CM M2-4060

45X90 18"X35"




MT ST CM M2-2980

30X90 12"X35"




MT ST CM 3630

60X60 24"X24"




MT ST CM M2-2980

45X45 18"X18"




MT ST CM M2-2320

30X30 12"X12"



MT ST CM M2-2320

15X15 6"X6"




MT ST CM M2-3400

10X10 4"X4"




MT ST CM M2-3630

90X90 35"X35"




MT ST CM M2-3410

45X90 18"X35"




MT ST CM M2-2510

30X90 12"X35"




MT ST CM 3050

60X60 24"X24"




MT ST CM M2-2510

45X45 18"X18"



MT ST CM M2-1960

30X30 12"X12"



MT ST CM M2-1960

15X15 6"X6"



MT ST CM M2-2860


10X10 4"X4"



MT ST CM M2-3050


SOLID BEIGE

90X90 35"X35"




MT ST CM M2-2760

45X90 18"X35"




MT ST CM M2-2040

30X90 12"X35"




MT ST CM M2-2470

60X60 24"X24"



MT ST CM M2-2040

45X45 18"X18"



MT ST CM M2-1600

30X30 12"X12"



MT ST CM M2-1600

15X15 6"X6"



MT ST CM M2-2320


10X10 4"X4"



MT ST CM M2-2470

SOLID TAUPE

60X60 24"X24"




MT ST CM M2-2040

45X45 18"X18"



MT ST CM M2-1600

30X30 12"X12"



MT ST CM M2-1600

15X15 6"X6"




MT ST CM M2-2320

10X10 4"X4"



MT ST CM M2-2470

90X90 35"X35"



MT ST CM M2-2760

45X90 18"X35"



MT ST CM M2-2040

30X90 12"X35"



MT ST CM M2-2470

SOLID KHAKI

90X90 35"X35"



MT ST CM M2-2760

45X90 18"X35"




MT ST CM M2-2040

30X90 12"X35"




MT ST CM M2-2470

60X60 24"X24"



MT ST CM M2-2040

45X45 18"X18"



MT ST CM M2-1600

30X30 12"X12"



MT ST CM M2-1600

15X15 6"X6"



MT ST CM M2-2320


10X10 4"X4"



MT ST CM M2-2470


SOLID BROWN

60X60 24"X24"




MT ST CM M2-2040

45X45 18"X18"



MT ST CM M2-1600

30X30 12"X12"



MT ST CM M2-1600

15X15 6"X6"




MT ST CM M2-2320

10X10 4"X4"



MT ST CM M2-2470

90X90 35"X35"




MT ST CM M2-2760

45X90 18"X35"



MT ST CM M2-2040

30X90 12"X35"



MT ST CM M2-2470

SOLID COMPLEMENTARY PIECES

30X30 MESH 8 LAY 8




MESH 8

MT ST CM M2-740

LAY 8

MT ST CM M2-430

30X30 MESH 16 LAY 16



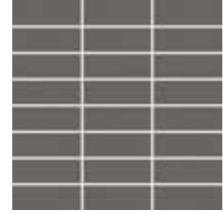
MESH 16

MT ST CM M2-880

LAY 16

MT ST CM M2-450

30X30 MESH 24 LAY 24



MESH 24

MT ST CM M2-850

LAY 24

MT ST CM M2-440

30X60 MESH 8 XL LAY 8 XL



MESH 8 XL

MT ST CM M2-1240

LAY 8 XL

MT ST CM M2-780

STEP WITH RISER PIECE
DEGRAU COM ESPELHO



30X30 12"x12"

MT ST CM M2-1710

30X60 12"x24"

MT ST CM M2-3260

STEP WITH RISER PIECE LEFT CORNER
ÂNGULO ESQUERDO DEGRAU COM ESPELHO



30X30 12"x12"

MT ST CM M2-2340

30X60 12"x24"

MT ST CM M2-4510

STEP WITH RISER PIECE RIGHT CORNER
ÂNGULO DIREITO DEGRAU COM ESPELHO



30X30 12"x12"

MT ST CM M2-2340

30X60 12"x24"

MT ST CM M2-4510

LAY PIECES CAN BE SUPPLIED IN THE EXACT SAME SHADE AS THE BASE TILES
AS PEÇAS LAY PODEM SER FORNECIDAS NOS MESMOS LOTES DAS PEÇAS BASE

ROUNDED STEP
DEGRAU BOLEADO



30X30 12"x12"

MT ST CM M2-450

30X60 12"x24"

MT ST CM M2-740

ROUNDED STEP LEFT CORNER
ÂNGULO ESQUERDO DEGRAU BOLEADO



30X30 12"x12"

MT ST CM M2-520

30X60 12"x24"

MT ST CM M2-830

ROUNDED STEP RIGHT CORNER
ÂNGULO DIREITO DEGRAU BOLEADO



30X30 12"x12"

MT ST CM M2-520

30X60 12"x24"

MT ST CM M2-830

GROOVED STEP WITH RISER PIECE
DEGRAU SULCADO COM ESPELHO



30X30 12"x12"

MT ST CM M2-1880

30X60 12"x24"

MT ST CM M2-3430

GROOVED STEP WITH RISER PIECE LEFT CORNER
ÂNGULO ESQUERDO DEGRAU SULCADO COM ESPELHO



30X30 12"x12"

MT ST CM M2-2580

30X60 12"x24"

MT ST CM M2-4750

GROOVED STEP WITH RISER PIECE RIGHT CORNER
ÂNGULO DIREITO DEGRAU SULCADO COM ESPELHO



30X30 12"x12"

MT ST CM M2-2580

30X60 12"x24"

MT ST CM M2-4750

GROOVED ROUNDED STEP
DEGRAU BOLEADO SULCADO



30X30 12"x12"

MT ST CM M2-460

30X60 12"x24"

MT ST CM M2-750

GROOVED ROUNDED STEP LEFT CORNER
ÂNGULO ESQUERDO DEGRAU BOLEADO SULCADO



30X30 12"x12"

MT ST CM M2-570

30X60 12"x24"

MT ST CM M2-880

GROOVED ROUNDED STEP RIGHT CORNER
ÂNGULO DIREITO DEGRAU BOLEADO SULCADO



30X30 12"x12"

MT ST CM M2-570

30X60 12"x24"

MT ST CM M2-880

SKIRTING
RODAPÉ



7X30 3"x12"

MT ST CM M2-300

7X45 3"x18"

MT ST CM M2-370


7X60 3"x24"

MT ST CM M2-480

7X90 3"x35"

MT ST CM M2-750

MODULARITY



MONOCALIBER AND FULLY MODULAR FOR ALL SIZES (2mm joint)
MONOCALIBRE E TOTALMENTE MODULARES PARA TODOS OS FORMATOS (junta de 2mm)

TECHNICAL FEATURES

TECHNICAL FEATURES: DADOS TÉCNICOS:	STANDARDS NORMAS	STANDARD SPECIFICATIONS VALORES DA NORMA	GRANITY COLLECTION AVERAGE VALUES VALORES MÉDIOS	SOLID COLLECTION AVERAGE VALUES VALORES MÉDIOS
LENGTH AND WIDTH TOLERANCE DESVIO MÁXIMO PARA COMPRIMENTO E LARGURA		± 0,6 %	± 0,1 %	± 0,1 %
THICKNESS TOLERANCE DESVIO MÁXIMO PARA ESPESSURA		± 5 %	± 3 %	± 3 %
STRAIGHTNESS OF SIDES TOLERANCE DESVIO MÁXIMO DA RECTILINEARIDADE	ISO 10545-2	± 0,5 %	± 0,2 %	± 0,2 %
RECTANGULARITY TOLERANCE DESVIO MÁXIMO ORTOGONALIDADE		± 0,6 %	± 0,2 %	± 0,2 %
FLATNESS TOLERANCE DESVIO MÁXIMO PLANARIDADE		± 0,5 %	± 0,2 %	± 0,2 %
WATER ABSORPTION ABSORÇÃO DE ÁGUA	ISO 10545-3	± 0,5 %	0,03 %	0,03 %
MODULUS OF RUPTURE MÓDULO DE RUPTURA	ISO 10545-4	≥ 35 N.mm ²	41 N.mm ²	44 N.mm ²
IMPACT RESISTANCE RESISTÊNCIA AO IMPACTO	ISO 10545-5	ORDERED REQUERIDA	RESISTANT RESISTENTE	RESISTANT RESISTENTE
DEEP ABRASION RESISTANCE RESISTÊNCIA À ABRASÃO PROFUNDA	ISO 10545-6	≤175 mm ³	121 mm ³	123 mm ³
LINEAR TERMAL EXPANSION DILATAÇÃO TÉRMICA LINEAR	ISO 10545-8	ORDERED REQUERIDA	7 x 10 ⁻⁶ /°C	7 x 10 ⁻⁶ /°C
THERMAL SHOCK RESISTANCE RESISTÊNCIA AO CHOQUE TÉRMICO	ISO 10545-9	ORDERED REQUERIDA	RESISTANT RESISTENTE	RESISTANT RESISTENTE
FRACTURE RESISTANCE RESISTÊNCIA À FENDILHAGEM	ISO 10545-11	ORDERED REQUERIDA	RESISTANT RESISTENTE	RESISTANT RESISTENTE
FROST RESISTANCE RESISTÊNCIA AO GELO	ISO 10545-12	ORDERED REQUERIDA	RESISTANT RESISTENTE	RESISTANT RESISTENTE
CHEMICAL RESISTANCE RESISTÊNCIA AO ATAQUE QUÍMICO	ISO 10545-13	ORDERED REQUERIDA	RESISTANT RESISTENTE	RESISTANT RESISTENTE
STAIN RESISTANCE RESISTÊNCIA A MANCHA	ISO 10545-14	MIN CLASS 1	5	5
MOHS SCALE ESCALA DE MOHS	EN 101	MIN 1	9	9
CADIUM AND LEAD RELEASE LIBERTAÇÃO DE CÁDMIO E CHUMBO	ISO 10545-15	ORDERED REQUERIDA	RESISTANT RESISTENTE	RESISTANT RESISTENTE
SLIP RESISTANCE RESISTÊNCIA AO ESCORREGAMENTO	DIN 51130	MIN R9 6° - 10° MIN R10 10° - 19° MIN R11 19° - 27° MIN R12 27° - 35° MIN R13 >35°	R9 PO POLISHED POLIDO R9 SP SEMI-POLISHED SEMI POLIDO R10 MT MATT NATURAL R11 EF BUSH-HAMMERED EFFECT EFEITO BOJARDADO R11 ST STONE PEDRA	R9 MT MATT NATURAL R10 CM CEMENT CIMENTO R11 ST STONE PEDRA

UPEC: THE "PURE" PRODUCTS MADE BY FERI-MASI ARE CERTIFIED BY CSTB UNDER THE NF029. THE UPEC CERTIFICATION CAN BE FOUND ON WWW.CSTB.FR

OS PRODUTOS "PURE" FABRICADOS PELA FERI-MASI ESTÃO CERTIFICADOS PELO CSTB SOB O NÚMERO NF029. A CERTIFICAÇÃO UPEC PODE SER ENCONTRADA EM WWW.CSTB.FR





www.viriato.com.pt
09-2014
(impressão e imagens)

PAULO LIMA
(design)

Architecture is the will of an epoch translated into space.

Ludwig Mies van der Rohe

FERI & MASI S.A.

Zona Industrial de Bustos, Apartado 31,
3770-994 Bustos
PORTUGAL

feri-masi@feri-masi.com www.feri-masi.com
Tel: +351 234 750 280 Fax: +351 234 750 281